

Curvas de cargas- Load diagrams- Lastkurven- Courbes de charges- Curve di carico
График грузоподъёмности

60 m 	10	15	20	25	26.4	30	35	40	45	50	55	60	m	
	4000	4000	4000	4000	4000	3433	2844	2407	2069	1800	1582	1400	Kg	
	10	14.6	15	20	25	30	35	40	45	50	55	60	m	
8000	8000	7757	5504	4194	3337	2732	2283	1937	1661	1436	1250	Kg		
55 m 	10	15	20	25	30	30	35	40	45	50	55	m		
	4000	4000	4000	4000	4000	4000	3350	2848	2460	2151	1900	Kg		
	10	15	16.5	20	25	30	35	40	45	50	55	m		
8000	8000	8000	6398	4901	3921	3231	2718	2322	2007	1750	Kg			
50 m 	10	15	20	25	30	34.9	35	40	45	50	m			
	4000	4000	4000	4000	4000	4000	3997	3412	2960	2600	Kg			
	10	15	19	20	25	30	35	40	45	50	m			
8000	8000	8000	7545	5808	4671	3870	3275	2816	2450	Kg				
45 m 	10	15	20	25	30	39.2	40	45	m					
	4000	4000	4000	4000	4000	4000	3909	3400	Kg					
	10	15	20	21.2	25	30	35	40	45	m				
8000	8000	8000	8000	6606	5331	4433	3765	3250	Kg					
40 m 	10	15	20	25	30	35	40	m						
	4000	4000	4000	4000	4000	4000	4000	Kg						
	10	15	20	22	25	30	35	40	m					
8000	8000	8000	8000	6906	5580	4645	3950	Kg						
35 m 	10	15	20	25	30	35	m							
	4000	4000	4000	4000	4000	4000	Kg							
	10	15	20	21	25	30	35	m						
8000	8000	8000	8000	6559	5293	4400	Kg							
30 m 	10	15	20	25	30	m								
	4000	4000	4000	4000	4000	Kg								
	10	15	20	20.1	25	30	m							
8000	8000	8000	8000	6205	5100	Kg								

Bloque de contrapeso- Counterweight blocks- Gegengewichtsblöcke-
Bloc de contrepoid- Blocco di contrappeso - Плиты противовеса

	60 m			55 m			50 m			45 m		
	A	B	C	A	B	C	A	B	C	A	B	C
	7	1	-	6	2	-	5	3	-	6	1	-
	19000 Kg			18000 Kg			17000 Kg			16500 Kg		





	40 m			35 m			30 m		
	A	B	C	A	B	C	A	B	C
	4	3	-	3	3	-	2	3	-
	14500 Kg			12000 Kg			9500 Kg		




Mecanismos- Mechanisms- Antriebe- Mécanismes- Meccanismi - Приводы

 45 Hp (33Kw) - INV-5V
 400 V / 50-60 Hz


H.B.G 126Mts S/R Ø12

H.B.G LEBUS 320Mts S/R Ø12

												
		m/min	0-6.3	0-42	0-56	0-76.4	0-104	0-15	0-21	0-28	0-38	0-52
	350 m	Kg	4000	4000	3000	2000	1250	8000	8000	6000	4000	2500
LEBUS 734 m	Kw	33	33	33	33	33	33	33	33	33	33	


	m/min	11 / 37 / 75			11 / 37 / 75		
	Kw	3,0			3,0		
	r.p.m	0,3	0,6	0,9	0,3	0,6	0,9
	Nm	2 x 65			2 x 65		
	m/min	12 / 24			12 / 24		
	Kw	4 x 3			4 x 3		


* Opcional / Optional / Opzionale /



 Elevación / Hoisting / Heben / Levage / Sollevamento



 Distribución / Trolleying / Katzfahren / Distribution / Distribuzione

 Orientación / Slewing / Schwenken / Orientation / Rotazione

 Traslacion / Travelling / Schienenfahren / Translation / Traslazione

 Cable / Rope / Seil / Câble / Funne

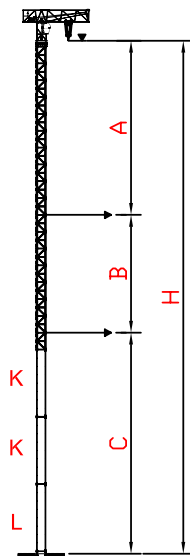
 2000/14/CEE 2005/88/CEE	 2006/95 /CEE	400 V 50 Hz	100m 4x35mm ²	GENERADOR 300 kVA	POTENCIA INSTALADA 60 KW
---	--	----------------	-----------------------------	----------------------	--------------------------------

 2000/14/CEE 2005/88/CEE	 2006/95 /CEE	380 V 60 Hz	100m 4x35mm ²	OPCIONAL	
---	--	----------------	-----------------------------	----------	--

Proceso de trepado- External climbing- Kletterkrane- Telescopable- Sopralzo idraulico - Процесс наращивания крана

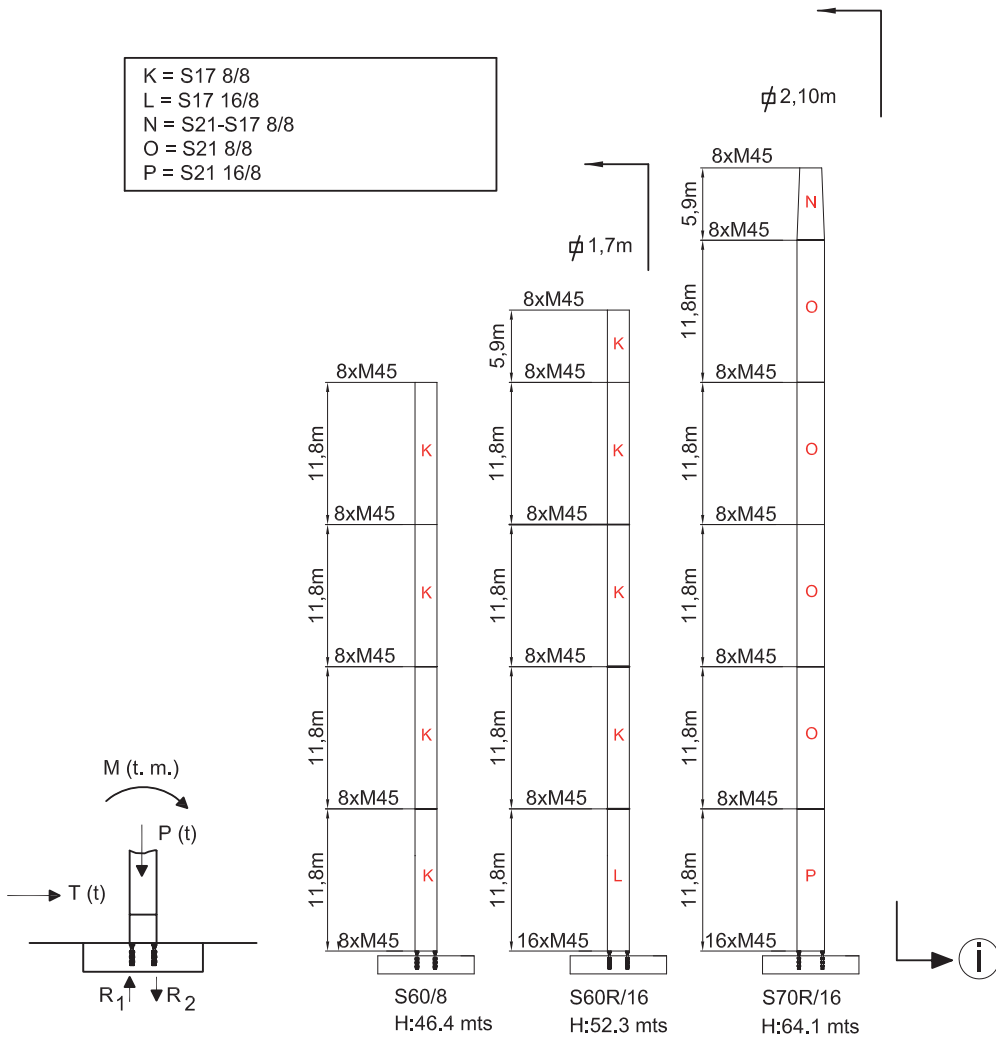
C25-TREPADO EXTERNO / EXTERNAL CLIMBING / GEANKERTER KRAN /

GRUE ANDRÉE / GRU ANCORATA / ВОСХОЖДЕНИЕ Экстерно



	K-8/8 MTS
A max.	33
B max.	23.7
C max.	48
H max.	104.7/①

FEM 1005-C50-D50 / EN 14439- Mástil / Reacciones- Masts / Reactions- Mast / Eckdrücke- Mat / Réactions- Torre / Réazioni / Реакции - Комплектация башни



C25	H (m)	22.8	27.8	34.6	40.5	46.4	49.3	52.3	61.1	64.1
	M (T·m)	232.4	281.3	352	419.6	518.3	564.5	615.2	708.9	764.2
	T (t)	6.2	7.4	8.8	9.7	11.2	11.6	12.3	17	17.5
	P (t)	45.3	51.4	53.5	55.6	57.7	58.9	62.8	83.9	85.5
	R ₁ (t)	98.2	119.7	152.5	184	223	251.3	274.2	238.6	258.2
	R ₂ (t)	-120.8	-145.4	-179.2	-211.7	-258.7	-280.8	-305.7	-275.5	-296

C50	H (m)	22.8	27.8	34.6	40.5	46.4	49.3	52.3	55.2	
	M (T·m)	253.7	319	406.2	490.2	611.6	668.8	703.5	786.1	
	T (t)	8	9.4	11.1	12.2	14	14.6	15.7	17	
	P (t)	55.1	57.3	59.5	61.7	64	65.2	67.5	68.8	
	R ₁ (t)	105.8	136	176.5	215.6	272	299	238.2	267.8	
	R ₂ (t)	-133.3	-164.7	-206.3	-246.5	-304	-331.5	-272	-302.2	


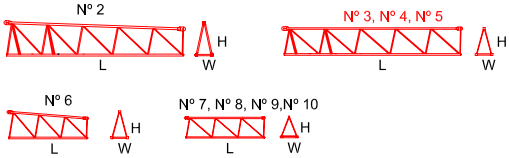
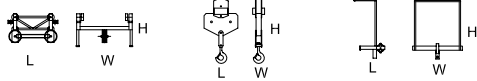
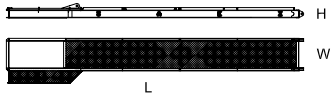
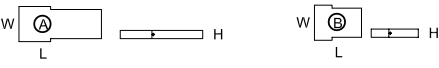
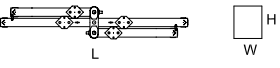
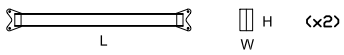

D50	H (m)	22.8	27.8	34.6	40.5	43.4	49.3	52.3		
	M (T·m)	303.8	387	500.1	609	669	701.6	789		
	T (t)	10.5	12.2	14.4	15.9	16.6	16.9	17.2		
	P (t)	55.1	57.3	59.5	61.7	63	66.1	67.5		
	R ₁ (t)	129.4	168	221	271.6	299.8	236.2	269.3		
	R ₂ (t)	-157	-196.7	-250.8	-302.5	-331.3	-270	-304		






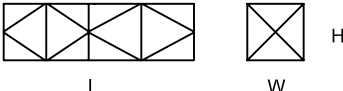
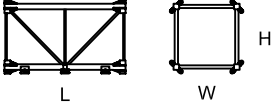
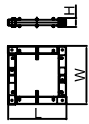
FEM 1005-C50-D50 / EN 14439- Bloque lastre de base- Base ballast block- Grundballastblöcke - Bloc de lest de base- Blocco di zavorra alla base - Балласты опорной рамы

(A)			C25	H (m)	23.9 m	29.8 m	35.7 m	41.6 m	44.5 m	
			R1 (t)	51 t	51.8 t	64.4 t	72 t	84 t		
			Z (t)	68.4 t	68.4 t	76 t	91.2 t	106.4t		
			C50	H (m)	23.9 m	29.8 m	35.7 m	41.6 m	44.5 m	
			R1 (t)	52.3 t	57.8 t	67 t	78.8 t	95.7 t		
			Z (t)	68.4 t	68.4 t	83.6 t	98.8 t	121.6 t		
			D50	H (m)	23.9 m	29.8 m	35.7 m	41.6 m	44.5 m	
			R1 (t)	54.5 t	60.1 t	87.4t				
			Z (t)	68.4 t	83.6 t	114 t				
(B)			C25	H (m)	23.7 m	29.6 m	35.5 m	41.4 m	44.3 m	
			R1 (t)	51 t	51.8 t	64.4 t	72 t	84 t		
			Z (t)	68.4 t	68.4 t	76 t	91.2 t	106.4t		
			C50	H (m)	23.7 m	29.6 m	35.5 m	41.4 m	44.3 m	
			R1 (t)	52.3 t	57.8 t	67 t	78.8 t	95.7 t		
			Z (t)	68.4 t	68.4 t	83.6 t	98.8 t	121.6 t		
			D50	H (m)	23.7 m	29.6 m	35.5 m	41.4 m	44.3 m	
			R1 (t)	54.5 t	60.1 t	87.4t				
			Z (t)	68.4 t	83.6 t	114 t				
(D)			C25	H (m)	24.4 m	30.3 m	36.2 m	42.1m	45 m	
			R1 (t)	51 t	51.8 t	64.4 t	72 t	84 t		
			Z (t)	68.4 t	68.4 t	76 t	91.2 t	106.4t		
			C50	H (m)	24.4 m	30.3 m	36.2 m	42.1m	45 m	
			R1 (t)	52.3 t	57.8 t	67 t	78.8 t	95.7 t		
			Z (t)	68.4 t	68.4 t	83.6 t	98.8 t	121.6 t		
			D50	H (m)	24.4 m	30.3 m	36.2 m	42.1m	45 m	
			R1 (t)	54.5 t	60.1 t	87.4t				
			Z (t)	68.4 t	83.6 t	114 t				
(E)			C25	H (m)	23.6 m	29.5 m	35.4 m	41.3 m	44.2 m	
			R1 (t)	51 t	51.8 t	64.4 t	72 t	84 t		
			Z (t)	68.4 t	68.4 t	76 t	91.2 t	106.4t		
			C50	H (m)	23.6 m	29.5 m	35.4 m	41.3 m	44.2 m	
			R1 (t)	52.3 t	57.8 t	67 t	78.8 t	95.7 t		
			Z (t)	68.4 t	68.4 t	83.6 t	98.8 t	121.6 t		
			D50	H (m)	23.6 m	29.5 m	35.4 m	41.3 m	44.2 m	
			R1 (t)	54.5 t	60.1 t	87.4t				
			Z (t)	68.4 t	83.6 t	114 t				
(F)			C25	H (m)	23.6 m	29.5 m	35.4 m	41.3 m	47.2 m	50.1 m
			R1 (t)	35.9 t	43.6 t	59.8 t	77 t	104 t	115.8 t	
			Z (t)	60.8 t	68.8 t	68.8 t	76 t	91.2t	98.8 t	
			C50	H (m)	23.6 m	29.5 m	35.4 m	41.3 m	47.2 m	50.1 m
			R1 (t)	35.9 t	43.6 t	65.8 t	84.7 t	118 t		
			Z (t)	60.8 t	68.8 t	76 t	91.2 t	106.4t		
			D50	H (m)	23.6 m	29.5 m	35.4 m	41.3 m	47.2 m	50.1 m
			R1 (t)	41.4 t	62.7 t	92t	119.6 t			
			Z (t)	68.8 t	76 t	76 t	91.2t			
(G)			C25	H (m)	54.1 m	60 m				
			R1 (t)	121 t	136 t					
			Z (t)	123.4 t	138.8 t					

Dimensiones y transporte- dimensions and transport - Abmessungen und Transport- dimensions et des transporte - dimensioni e trasporti - Размеры и транспорта

	L(m)	W(m)	H(m)	Peso(Kg)	
<p>Pluma tramo primero / Jib heel section / Ausleger-Anlenkstück / Pied de fleche / Settore articolato di braccio / Корневая секция стрелы</p> 	2.4	1.3	2.36	950	
<p>Elemento intermedio de pluma / Intermediate jib section / Ausleger-Zwischenstück / Elément interm. de fleche / Spezzone di braccio / Промежуточная секция стрелы</p> 	2 3 4 5 6 7 8 9 10	11.6 11.6 5.3 5.3 5.3 5.3 5.3 5.15 5.3	1.13 1.13 1.13 1.13 1.13 1.13 1.13 1.13 1.13	2.25 1.8 1.8 1.8 1.8 1.45 1.45 1.4 1.45	2194 1720 620 530 470 376 326 248 326
<p>Gancho, Carro y Puntera / Hook, Trolley and jib head / Lasthaken - Laufkatze-Cabeça de Lança / Crochet - Chariot-Pointe de fleche / Gancio - Carrello e Punta freccia / Крюк и грузовая тележка</p> 	1.2 0.8 0.8	1.35 0.15 1.2	0.8 1.5 1.4	290 330 108	
<p>Contrapluma / Counter-jib / Gegenausleger / Contre-fleche / Controbraccio / Консоль противовеса</p> 	11.94	1.8	0.6	2775	
<p>Bloque de contrapeso / Counterweight blocks / Gegengewichtsblöcke / Bloc de contrepoids / Blocco di contrappeso / Плита противовеса</p> 	3.2 1.83	1.25 1.25	0.29 0.29	2500 1500	
<p>Base Cruciforme C45HM / Crossbase C45HM / Fundamentkreuz C45HM / Châsis C45HM / Carro base C45HM</p> 	6.7	1.1	1.2	5750	
<p>Vigas auxil. de base / Half base beams / Halbträger für fundamentkreuz / Semipoutre de châsis de base / Travi di congiunzi di congiunzione</p> 	4.4	0.3	0.55	220	
<p>Bloque lastre de base / Base ballast block / Grundballastblöcke / Bloc de lest de base / Blocco di zavorra alla base / Плиты балласта опорной рамы</p> 	440	0.3	1.2	3800	

	L(m)	W(m)	H(m)	Peso(Kg)	
Elemento de empotre / Foundation anchor / Fundamentanker / Pieds de scellement El anpegare / Анкерные крепления					
	S60/8	1,85	1,85	1,6	956
	S60/R16	1,85	1,85	1,6	1108
	S70/8	2,27	2,27	1,6	1122
	S70R/16	2,27	2,27	1,6	1274
	S75R16/20 0.35	0,35	0,35	1,6	1200
	S75R16/22 0.5	0,5	0,5	2	2840
	S75R16/26 0.5	0,5	0,5	2,4	3160
	S75R24/26 0.5	0,5	0,5	2,4	3400
	Dima	2,31	2,34	0,8	1650
Niveladores / Levellers / Spindel pyramide / Niveleurs / Piedi regolabile					
		1,20	1,20	0,90	250
Traslacion / Travelling bogies / Kranfahren / Traslacion / Traslazione					
		1,15	1,25	0,45	505
		1,15	0,25	0,45	450
Elemento de torre / Tower section / Turmstück / Élément de mât / Elemento di torre / Башенные секции					
	K	11,8	1,85	1,85	4600
	K	5,9	1,85	1,85	2472
	K	3	1,85	1,85	1425
	L	11,8	1,85	1,85	5520
	O	11,8	2,27	2,27	5044
	O	5,9	2,27	2,27	2640
	O	3	2,27	2,27	1545
	P	11,8	2,27	2,27	5700
	N	5,9			3500
	X	6	2,27	2,29	4000
	T	6	2,27	2,29	4300
	U	6	2,31	2,34	5910
	Z	6	2,61	2,34	5980
Unidad de rotacion / Complete slewing unit / Drehbühne / Partie tournante / Unità di rotazione Оголовок башни					
		3,04	2,00	3,35	5700
Bloque apoyo de base / Base support block / Grundballastblöcke / Bloc de appui de base Blocco di appoggio alla base					
		3,75	0,5	1,2	5400
Equipo de elevacion 45HP / Hoist winch / Heben / Levage / Sollevamento					
		1,4	2,2	0,64	1078

	L(m)	W(m)	H(m)	Peso(Kg)
<p>Cabina y soporte / Cabin and platform / Kabine und wartungs / Cabine et support / Cabina e supporto / Кабина с основой</p> 	3,00	1,15	2,35	558
<p>Viga principal base C60HB / Main base beam / Hauptträger für fundamentkreuz / Poutre de châssis de base / Trave principale della base/ Несущая балка опорной рамы C60HB</p> 	8,65	0,78	0,92	4300
<p>Semiviga secundaria base C60HB / Half base beam / Halbträger für fundamentkreuz / Semipoutre de châssis de base / Semitrave secundaria della base / Вспомогательная балка опорной рамы</p> 	4,27	0,68	0,97	2025
<p>Jaula de telescopaje tipo K / Climbing cage type K / Hydraulikbühne / Cage de telescopage type K / Gabbia di montaggio K / Монтажная обойма</p> <p>Completa / Full / Vollständige/Complete / completa / полный</p> 	7,35	2,1	2,1	6400
<p>Estructura / Steel frame / Struktur/ Construction / Struttura / структура</p>				4890
<p>Hidráulico y accesorios / Hydraulic and accessories/ Hydraulik-und Zubehör / hydraulique et accessoires / idrauliche ed accessori / Гидравлические и аксессуары</p>				1510
<p>Tramo trepador K / Tower element / Turmstück / Élément de mât / Elemento di torre monolitico</p> 	3	1,85	1,85	1425
<p>Marco trepado externo / Tie-frame / Cadre d'encrage externe / Sopralzo con ancoraggio esterno / ВНЕШНЯЯ РАМКА ПРИСТЕЖКИ</p> 	2,31	2,31	0,26	950



40" HC x 6 - HBG 34.6 mt



x 5 - HBG 34.6 mt